

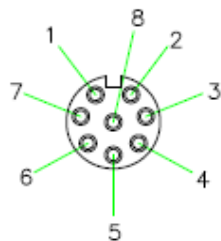
Connectors

Connector	Description
CN1	The connection between the MB & I/O Module
LAN1~4	The M12 connector for LAN signals.
ACT LED	Orange blinks when the corresponding LAN is active.

M12 LAN pinout

The M12 8-pin LAN connector is an A-coded type and able to support 10/100/1000Mbps.

Pin	10/100 Mbps	1000 Mbps
1	--	MDI 2+
2	--	MDI 3+
3	--	MDI 3-
4	TX -	MDI 0-
5	RX +	MDI 1+
6	TX +	MDI 0+
7	--	MDI 2 -
8	RX -	MDI 1 -



**M12 A-coded 8-Pin/
Female**



NOTE: The pin definition of the M12 8-pin LAN connector may vary with other devices

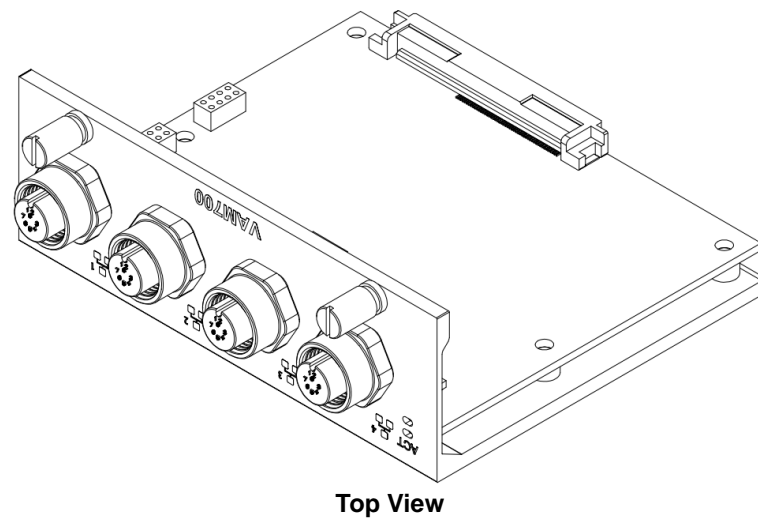
VAM700 Quick Installation Guide

Checklist

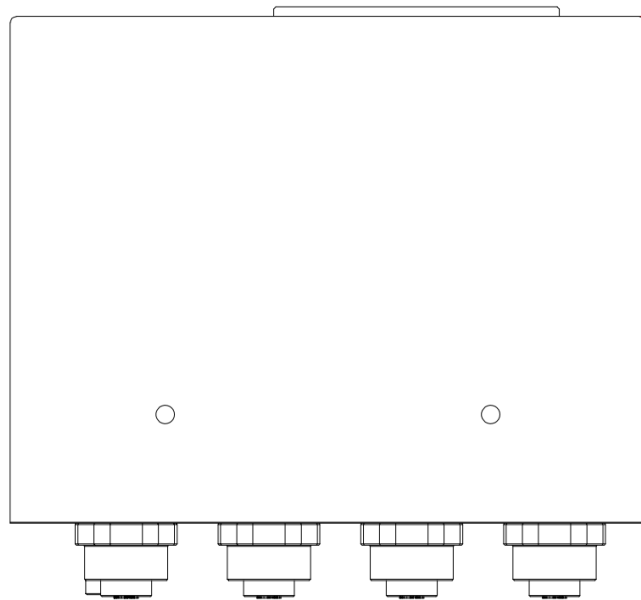
- ✓ VAM700 module x1
- ✓ Quick Installation Guide x1

Note: Please contact your local distributor if any item is damaged or missing.
DO NOT apply power to the board if any component is damaged.

Appearance



Top View



Bottom View

Board Layout & I/O Print Screen

