


AX6156LLE

4U 14-slot Rackmount Chassis with Multiple Drives




Features

- Three 5.25" and max. six 3.5" HDD drive bays
- Two 12 cm ball-bearing fan
- Supports 14-slot backplane or ATX MB
- Hot-swap redundant power supply supported



Internal 5 x 3.5" drives



Four front accessible drive



Optional hot-swap redundant power supply

Specifications

Standard Color	Beige	Expansion Interface	14-slot backplane
Construction	Heavy-duty cold-rolled steel	Speaker	1 x 0.3W speaker
Drive Capacity	Exposed 3 x 5.25" HDD drive bay & 1 x 3.5" HDD drive bay; internal 5 x 3.5" HDD drive bay	Operating Temperature Range	0°C - 40°C (32°F - 104°F)
Cooling	2 x 12 cm ball-bearing fan (88 CFM/each) with a removable filter	Dimensions	484.7 mm (19") (W) x 537.6 mm (21.2) (D) x 172 mm (7") (H)
Front Panel Indicators	1 x power on/off; 1 x HDD	Weight (net/gross)	18.5 kg (40.78 lb)/20 kg (44.1 lb)
Front Panel Controls	1 x power on/off; 1 x system reset		
Front Panel Connectors	1 x USB, 1 x PS/2 5-pin keyboard		
Pre-punched Panel	2 x 9-pin; 1 x DIN 5-pin keyboard		
System Board	SBCs, ATX MB or IMB Series		

Power Supply Specifications

Items	Watt	Specifications		
		Input	Output	MTBF
PS300-XP2	ATX 300W (PFC)	Slide Switch (115V _{AC} /230V _{AC})	+5V @ 30/21.5A +12V @ 15A -12V @ 0.8A +3.3V @ 15/28A +5V _{SB} @ 2A -5V @ 0.3A	100,000 hours
PS400-HRP	ATX 400W HRP (PFC)	AC 90-264V (Auto)	+5V @ 35A +12V @ 28A -5V @ 0.5A -12V @ 1.2A +3.3V @ 25A +5V _{SB} @ 2.0A	100,000 hours
PS400-XP2	ATX 400W (PFC)	AC 90-264V (Auto)	+5V @ 20A +12V1 @ 16A +12V2 @ 16A -12V @ 0.5A +3.3V @ 20A +5V _{SB} @ 2.5A	100,000 hours
PS501-HRP	ATX 500W HRP (PFC)	AC 90-264V (Auto)	+5V @ 25A +12 @ 41A -12V @ 0.8A +3.3V @ 25A +5V _{SB} @ 3.5A	100,000 hours

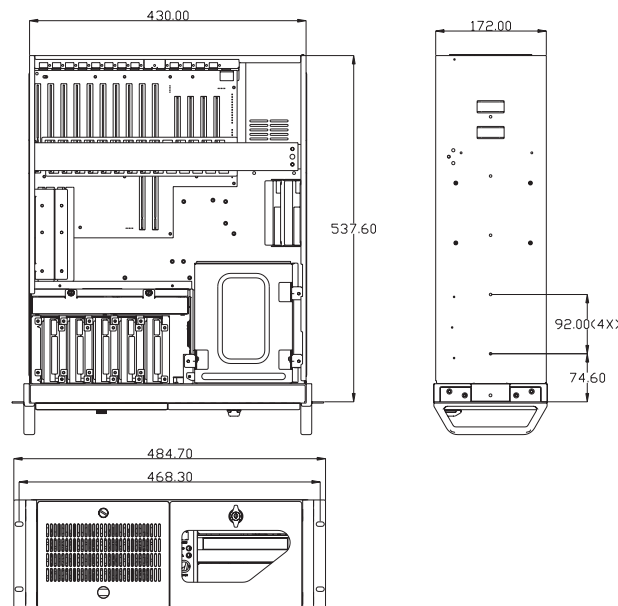
Ordering Information

AX6156LLET(W)B/X300	14-slot version, with ATX 300W power supply
AX6156LLET(W)B/X400	14-slot version, with ATX 400W power supply
AX6156LLET(W)B/X300R	14-slot version, with ATX 300W redundant power supply
AX6156LLET(W)M/X300	MB version, with ATX 300W power supply
AX6156LLET(W)M/X400	MB version, with ATX 400W power supply
AX6156LLET(W)M/X300R	MB version, with ATX 300W redundant power supply

*Specifications and certifications are based on options and may vary.

** T-Black color; W-Beige color

Dimensions



Backplane Options

PICMG 1.0

Models	Slots per Segment (ISA/PCI/CPU)	Segment
ATX6022/13L	8/4/1	Single
ATX6022/14G	1/12/1	Single
ATX6022/14D	2/4/1	Dual
ATX6022/14GP7	6/7/1	Single
ATX6022/14	9/4/1	Single

PICMG 1.3

Models	Slots per Segment (ISA/PCI/PCIE/CPU)	Segment
FAB100	4/4/5/1	Single
FAB101	0/13/0/1	Single
FAB112	0/10/2/1	Single
FAB113	0/4/8/1	Single
FAB114	0/8/4/1	Single

Embedded Systems

Embedded Field Controllers

Embedded MicroBoxes

Industrial Barebone Systems

Industrial Chassis

Industrial Workstations

Backplanes

Power Supplies

Peripherals & Accessories